



Programming Your BMV-712 Smart Battery Monitor for LifeBlue Lithium Batteries

AM SOLAR

Programming on the BMV-712 Battery Monitor in the Victron Connect App:

1. Download "VictronConnect" from the Google Play or Apple App Store (picture 1).
2. Turn on your Phone's Bluetooth, and get as close as possible to your Victron Component(s).
3. Open the Victron Connect app, and after it takes a moment to scan it will recognize your BMV-712.

NOTE: If your device is not shown, it is probably signal interference. Try closing the app and moving to a different location before re-entering the app in a location that can pick up the BMV's signal.

4. Select the BMV-712 on the Device List (picture 2).
5. Press the gear icon in the top right corner (picture 3).
6. Enter "Battery" and change the values to match the colored box at the top right (screen shown on picture 4):


7. **Changing Battery Capacity:** Enter the number of Ah of your entire battery bank
8. **Charged Voltage:** 13.9
9. **Tail Current:** 2%
10. **Peukert Exponent:** 1.00
11. **Charge Efficiency Factor:** 99%
12. Go back to Settings, enter "Misc"
13. **Aux Input:** Select "Temperature"
14. **Temperature Unit:** Select "Fahrenheit"
15. **Temperature coefficient:** 0.3%cap/F
16. Exit from settings, you have completed programming.

NOTE: Only one phone can be connected to each device at a time. Be sure to completely disconnect and close the app to log out.

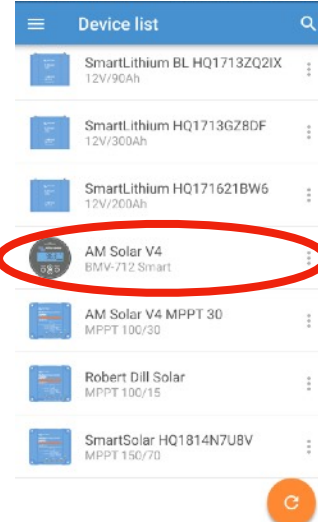


Program Settings for LifeBlue Lithium Batteries

- **Battery Capacity:** Enter the total battery capacity in Amp Hours.
- **Charged Voltage:** 13.9
- **Tail Current:** 2%
- **Peukert Exponent:** 1.00
- **Charge Efficiency Factor:** 99%
- **Aux Input:** "Temperature"
- **Temperature Unit:** "Celsius" or "Fahrenheit"
- **Temperature coefficient:** 0.3%cap/F



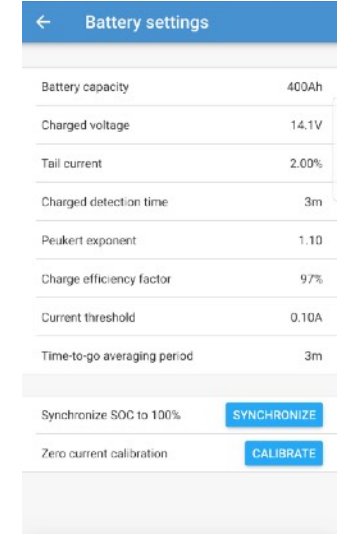
1



2



3



4

NOTE: To change the PIN code from the app, go back to the device list page in the app. Click on the three circles to the right of your device, and select "Reset PIN code".