

533mm

INSTALLATION & OPERATING INSTRUCTIONS



FOR YOUR RECORDS


MODEL NO: _____

SERIAL NO: _____

DATE PURCHASED: _____

PURCHASED FROM: _____

MODEL: PWD50-EPO-H MODEL: PWD30-EPO-H



200mm

Manual PIN: 21071 Rev.7

OVER/UNDER VOLTAGE PROTECTION

Should the voltage drop to 104V or below, or rise to 132 V or higher, power to the RV is turned off.

Hughes Autoformers, a trusted name in RV power protection for over 25 years would like to say, "THANK YOU and CONGRATULATIONS." You are now in possession of the most advanced surge protector on the market!

What your Power Watchdog can do:

- Analyzes the park power prior to connecting your RV to the park.
- If there is a problem detected, it notifies you by an error code on the box and via Bluetooth message sent to your phone.
- If park voltage gets too low or too high the Watchdog will turn off this damaging power.
- Monitors your power while hooked up to the RV. Check your phone and see how many amps you're drawing and more importantly how many volts the park is supplying you.
- When problems occur the Watchdog will shut off power to the coach and notify you by phone and by error code on the box.
- The Watchdog will absorb high voltage spikes and surges.
- If the surge board is ever used up, you can call Hughes Autoformers and purchase a new board to replace it.
- The Power Watchdog can be used as a diagnostic tool. Use it to see how balanced your circuits are. Turn off appliances and see how many amps that appliance was using.
- Your Power Watchdog will keep track of how many kilowatt hours you've used since plugging into the park.
- The Watchdogs face will turn from white to red the moment there is a power problem.

The Power Watchdog has a Limited Lifetime Warranty. The Power Watchdog is IP65 rated for outdoor use. The unit will operate fine without using the app. Error codes will be displayed on the unit. Otherwise, download the correct app and sync it to the Power Watchdog unit via Bluetooth.

TECHNICAL SPECIFICATIONS

FEATURES	PWD30-EPO-H	PWD50-EPO-H
Operating Current	30 Amps	50 Amps
Operating Voltage	120 Volts	120 Volts
Maximum Watts	3600 Watts	12000 Watts
3 Mode Surge Protection	Yes, L-N, L-G, N-G	Yes, L1-N, L2-N, L1-G, L2-G
Energy Dissipation	3000 Joules	6100 Joules
Maximum Spike Current	6500A per MOV	6500A per MOV
Over/Under Voltage Protection	Yes	Yes
Input Voltage Range	100/145V	100/145V
Output Voltage Range	104/132V	104/132V
Time Delay for A/C	90 seconds	90 seconds
Reverse Polarity Check	Yes	Yes
Voltage On Ground Check	Yes	Yes
Power Indicator	Error code window/phone	Error code window/phone
Warranty	Limited Lifetime	Limited Lifetime
Corrosion Resistant	Yes	Yes
Easy Installation	Yes	Yes
Industrial Contactor	Yes	Yes

Error Codes

E1	Line1 voltage error	E5	Line2 & neutral reversed
E2	Line2 voltage error	E7	Missing ground
E3	Line1 overcurrent	E8	Missing neutral at the coach
E4	Line2 overcurrent	E9	Surge protection used up
E5	Line1 & neutral reversed		

Operating your Power Watchdog.

1. Start by making sure the park breaker is in the off position.
2. Plug in your RV.
3. Turn on the park breaker. The Watchdog will now analyze the park power.
4. If the dog's face is white, no power issues were detected. Power should be flowing into your RV after a 4 second delay.
5. If the dog's face is red there is a problem, read the error code and see what the problem is by checking the code definitions on the side of the box or the last page of this manual or read the verbal message that should appear on your phone. Contact the park management and tell them what error you're getting.
6. If the dog's face does not light up, check to see if the small LED on the front of the box is on. This LED indicates there is no neutral connection in the park. A dangerous condition. If the LED is not on, you have no power on line #1 (line #1 powers the Watchdog). Contact park management.
7. Your RV is now up and operating while plugged into the Watchdog. If voltage drops below 104 or goes over 132 the watchdog will shut off the RV. Both are dangerous conditions. If the park loses the ground connection, a neutral, or reverses polarity, the Watchdog shuts you off. If you lose your neutral wire inside the RV, the Watchdog will shut off power. WHEN THERE'S PROBLEM, the dog's face will turn red.
8. If the Watchdog shuts down the power to the RV, it will continue to monitor the situation. When it sees the problem has been corrected, it will begin a 90 second delayed restart. After no issues are detected and a 90 second delay, power should be restored. *If you are over current (E3 or E4), you must first lower your load demand (amp draw) by turning off appliances, then clear the error in the app, or reset the PWD-EPO unit by turning off and on the park breaker. Make sure if you are doing any repairs to UNPLUG THE RV FROM POWER.
9. The Watchdog is constantly absorbing voltage surges and spikes. If the surge board is ever used up, the Dog Face will turn Red and stays Red to let you know it's time to change out the board. Also E9 will be displayed on the unit and you will receive a message on your Cell Phone. Contact Hughes Autoformers at 888 540 1504 to order your replacement module.

Here is a listing of our error codes. They will always appear on the Watchdog itself and also more detailed explanations on your phone.

E1 LINE ONE VOLTAGE ERROR....

Your Watchdog has determined that the voltage coming from the park has either exceeded 132 or dropped below 104 and shut off the park power. Both voltages are damaging to your RV. The Watchdog will now constantly check the voltage, once the voltage stays in the safe range for 90 seconds, the Watchdog will turn the power back on. You can check your voltage right now by pressing the "Live Readings" button on the phone app. If volts are below 104, or above 132, contact park management. For low volts consider getting the Hughes Autoformer.

E2 LINE TWO VOLTAGE ERROR.... (FOR 50A ONLY)

Your Watchdog has determined that the voltage coming from the park has either exceeded 132 or dropped below 104 and shut off the park power. Both voltages are damaging to your RV. The Watchdog will now constantly check the voltage, once the voltage stays in the safe range for 90 seconds, the Watchdog will turn the power back on. You can check your voltage right now by pressing the "Live Readings" button on the phone app. If volts are below 104, or above 132, contact park management. For low volts consider getting the Hughes Autoformer.

E3 LINE ONE OVERCURRENT....

Your Watchdog has determined that you have exceeded your amp rating. Two issues; One, the park circuit should have tripped and apparently didn't. Two, you are drawing more amps than your RV can handle. At this point go into the RV and turn off a major appliance such as an air conditioner or TV. You will now draw fewer amps. Push the restart button on your phone and check how many amps you're drawing. You can use the app to see how different appliances effect amperage reading on your phone. Check the park voltage on your phone, low voltage causes higher amperage. Report both conditions to park management. Consider getting a Hughes Autoformer if your voltage is low.

E4 LINE TWO OVERCURRENT.... (FOR 50A ONLY)

Your Watchdog has determined that you have exceeded your amp rating. Two issues; One, the park circuit should have tripped and apparently didn't. Two, you are drawing more amps than your RV can handle. At this point go into the RV and turn off a major appliance such as an air conditioner or TV. You will now draw fewer amps. Push the restart button on your phone and check how many amps you're drawing. You can use the app to see how turning off different appliances effects amperage reading on your phone. Check the park voltage on your phone, low voltage causes higher amperage. Report both conditions to park management. Consider getting a Hughes Autoformer if your voltage is low.

E5 LINE ONE NEUTRAL REVERSED....

Your Power Watchdog has noticed a very serious condition. The park power has a wire reversed somewhere. This could cause severe damage to your appliances. See park management and tell them they have a neutral and hot wire reversed. The Watchdog will not allow park power through in this condition. Once this condition is fixed the Watchdog will automatically turn on the power after a ninety second delay.

E6 LINE TWO NEUTRAL REVERSED.... (FOR 50A ONLY)

Your Power Watchdog has noticed a very serious condition. The park power has a wire reversed somewhere. This could cause severe damage to your appliances. See park management and tell them they have a neutral and hot wire reversed. The Watchdog will not allow park power through in this condition. Once this condition is fixed unplug and replug the Watchdog for a reset.

E7 MISSING GROUND....

Your Power Watchdog has found a condition that can be very serious. You have lost your ground connection. If an electrical wire touches metal in your coach it normally goes to ground and that triggers the breaker, currently this safety feature is not working. You could receive a serious shock. Contact park management. The Watchdog will not allow park power to the RV without a ground connection. The Watchdog will now monitor the ground wire. Once this condition is fixed the Watchdog will wait 90 seconds and turn the power back on.

E8 NEUTRAL MISSING.... (FOR 50A ONLY)

The Power Watchdog is reporting you have no neutral circuit inside your RV. The neutral wire provides a return path for electricity. Without a neutral, you will begin to burn up your appliances. You can very quickly have major damage. The Power Watchdog will not allow power to an RV that does not have a proper neutral connection. You must service your RV and restore the neutral circuit inside your RV. Once this condition is fixed the Watchdog will automatically return power to your RV. It is also possible that both lines in your RV are matching and thus the EPO unit thinks your neutral is missing. To test this, turn on a small appliance or fan on one leg and see if this solves the problem.

E9 SURGE PROTECTION USED UP....

The Power Watchdog is sensing the surge absorption capacity has been used up. This is your only warning, the RV will operate with a used up surge board. Each surge protector can only take so many surges before they're done. Fortunately, the Watchdog's surge absorption board is replaceable. Go to hughesautoformers.com or call 888 540 1504 and order a new board.



AppStore

1. Download the app on your mobile device (App Store or Google Play) by searching Power Watchdog or Scanning below QR Code




Google play

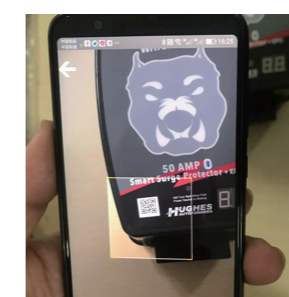
2. Plug the unit to Shore Power. Make sure watchdog face turn white, otherwise you have a power line issue. Talk to your park Manager.



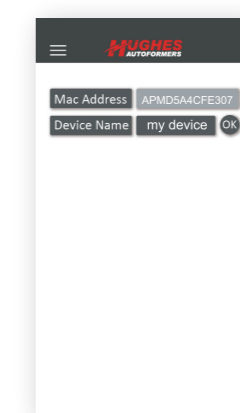
3. Open the app: (Make sure your Bluetooth is ON) and tap on + in menu. Tap on "Allow", so the app can use your camera to Scan the QR code.



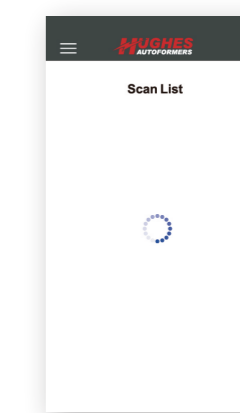
4. Scan the QR code on the top of the product to sync the app and your product.




5. Add a name for the product Tap on OK to save.



6. Tap on "scan" and select your device name. Tap on "Connect".



7. Your device is set and by tapping on in menu, you can monitor your Power.



I'm watching it!!



I know there's a lot of information here but just relax and let me do the work



Scan this unique QR code to connect to your Power Watchdog. KEEP FOR RECORDS